

Report No.: 32.05511 ECO Track Lighting Test Time: 2023-10-04 10:36

Luminaire Property

Luminaire Category: Bridgelux V10A F90 3000K CRI90

Voltage: 223.0 V

Current: 0.115 A

Power: 14.00 W

Power Factor: 0.542

Photometric Results

CIE Class: Direct

Measurement Flux: 1448.4 lm

Downward Ratio: 100%

Horizontal Diffuse Angle(50%): H22.4

Vertical Diffuse Angle(50%): V22.4

Luminaire Efficacy Rating (LER): 103

Max. Intensity: 7384.92 cd

Total Rated Lamp Lumens: 1448.4 lm


Efficiency: 100%

Upward Ratio: 0%

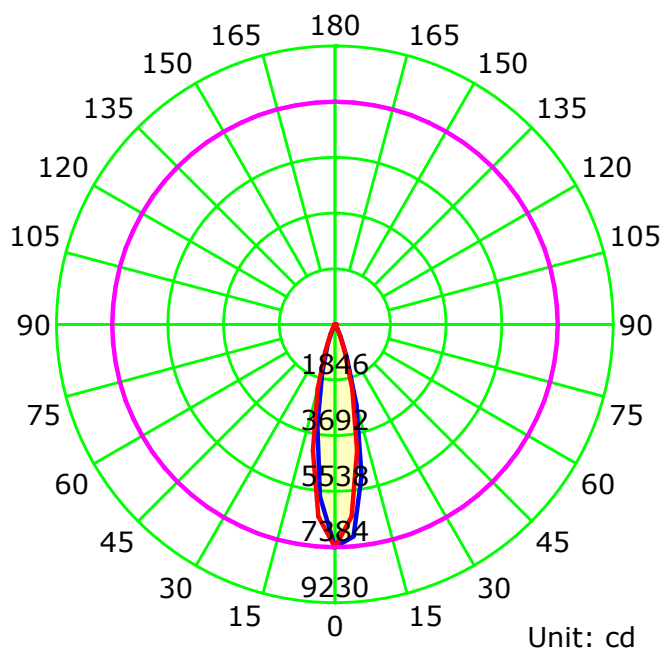
Central Intensity: 7384.92 cd

Pos of Max. Intensity: H0 V0

Picture Of Luminaire



Luminous Intensity Distribution Curve



— C0-C180 — C90-C270 — G0

C Plane (°):0.0-180.0: 180.0

Test Lab:

Test Type: TYPE C

Temperature:

Operator:

Gamma Plane (°):0.0-90.0:5.0

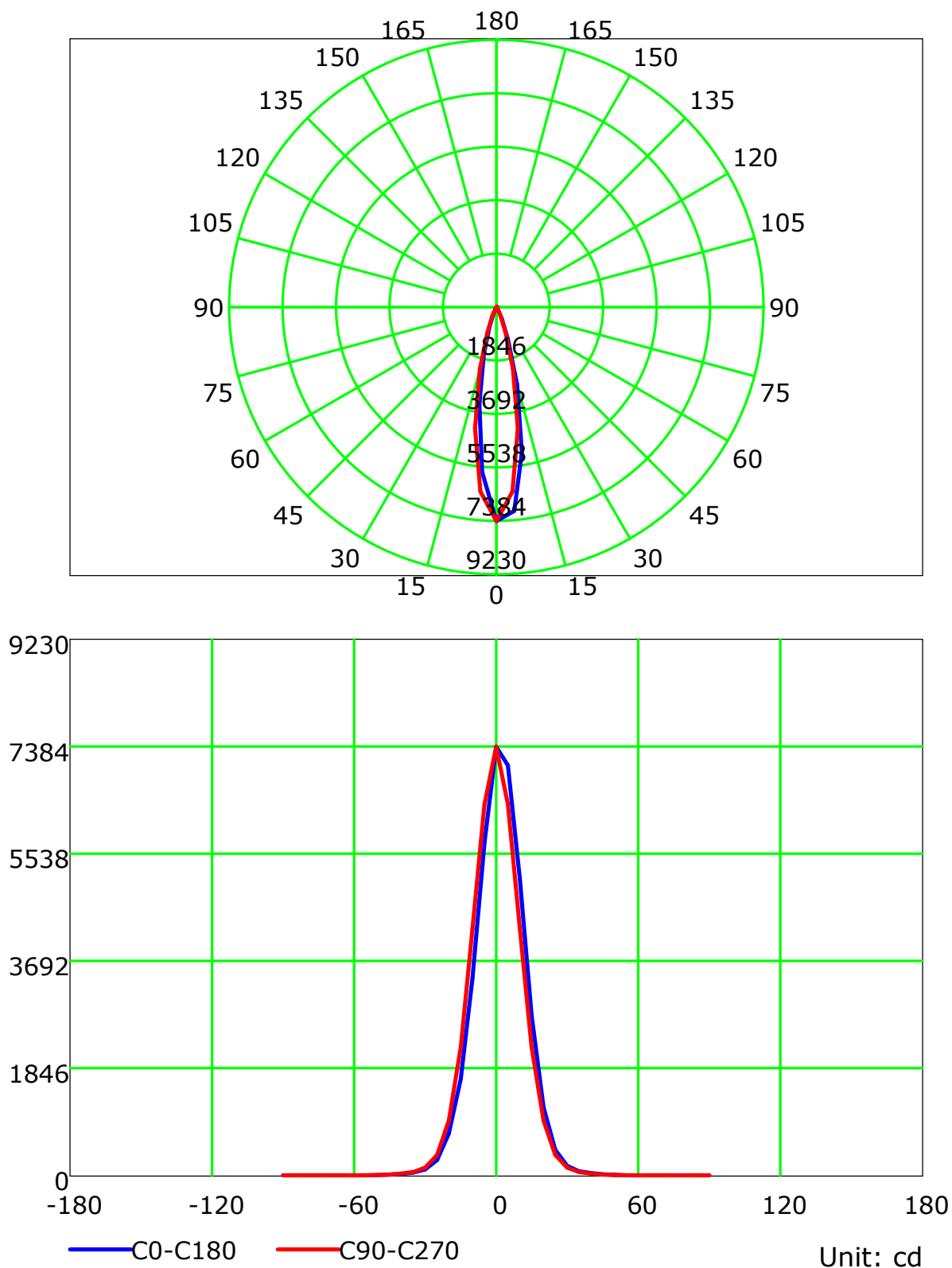
Test Device: CHL-6E

Distance: 3.000 m

Humidity:

Inspector:

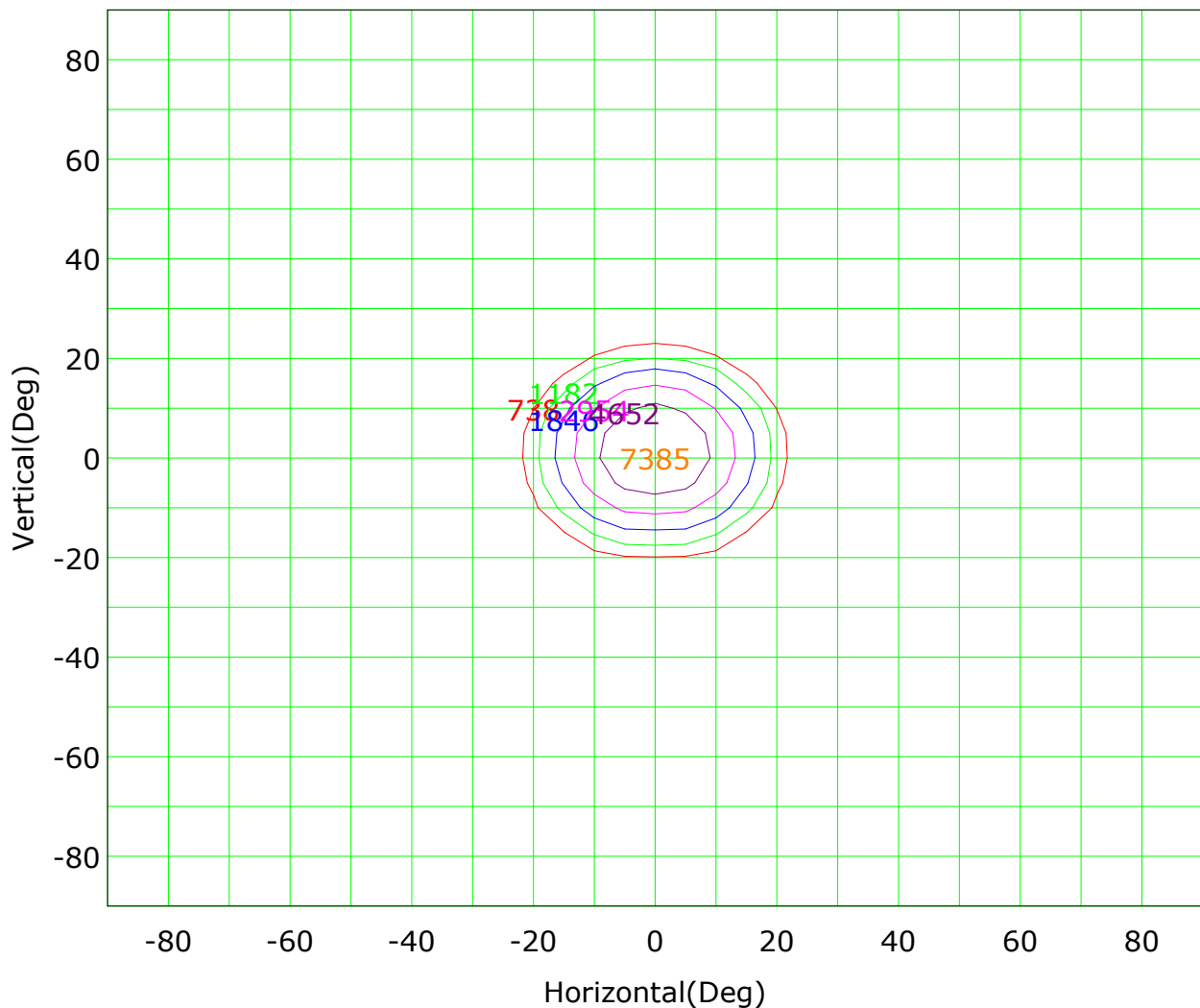
Luminous Intensity Distribution Curve



C Plane (°):0.0-180.0: 180.0
Test Lab:
Test Type: TYPE C
Temperature:
Operator:

Gamma Plane (°):0.0-90.0:5.0
Test Device: CHL-6E
Distance: 3.000 m
Humidity:
Inspector:

Isocandela (rectangle)



Imax (100%): 7385 cd

(10%): 738 cd	(16%): 1182 cd
(25%): 1846 cd	(40%): 2954 cd
(63%): 4652 cd	(100%): 7385 cd

C Plane (°):0.0-180.0: 180.0

Test Lab:

Test Type: TYPE C

Temperature:

Operator:

Gamma Plane (°):0.0-90.0:5.0

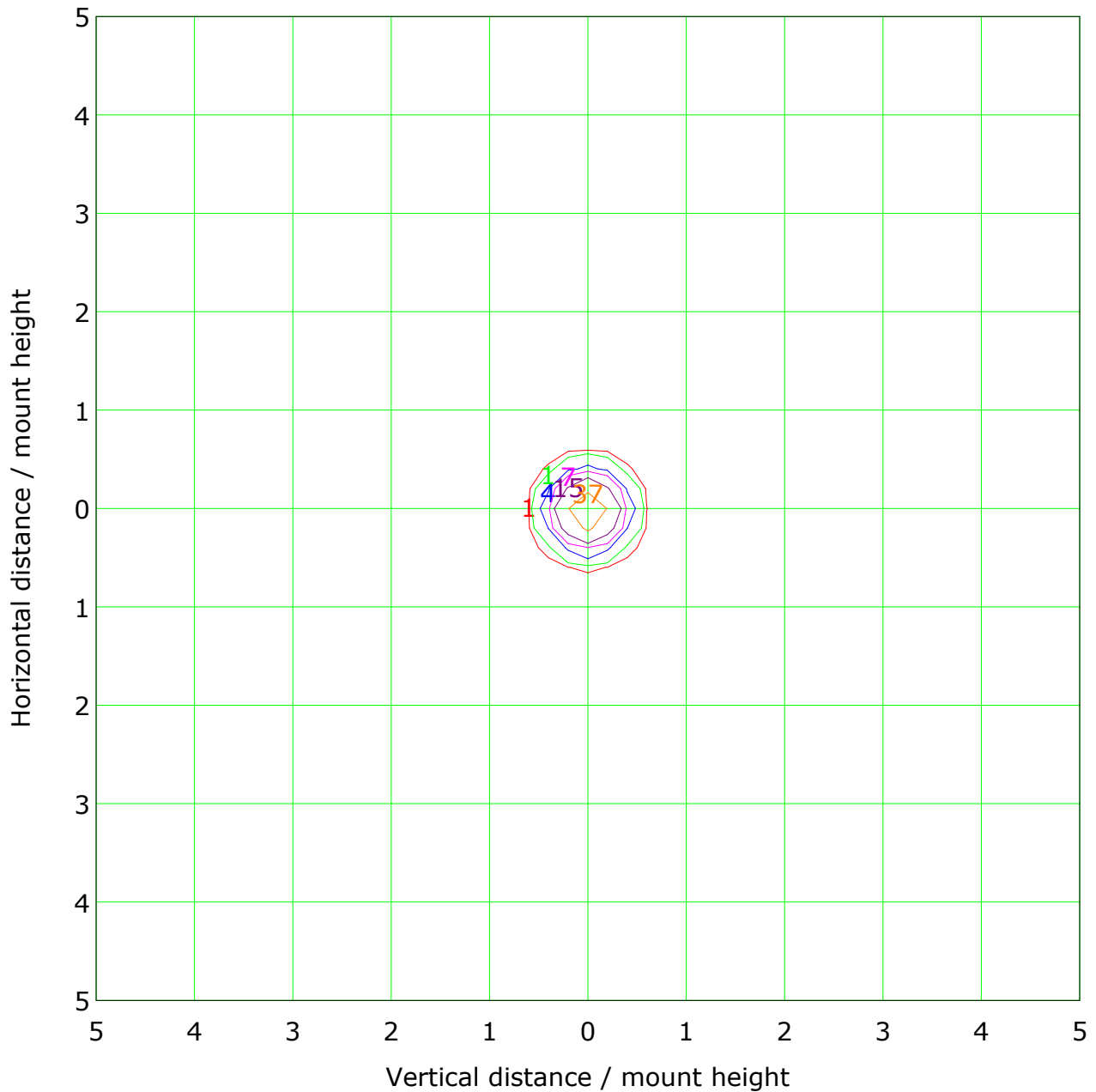
Test Device: CHL-6E

Distance: 3.000 m

Humidity:

Inspector:

IsoLux Plot

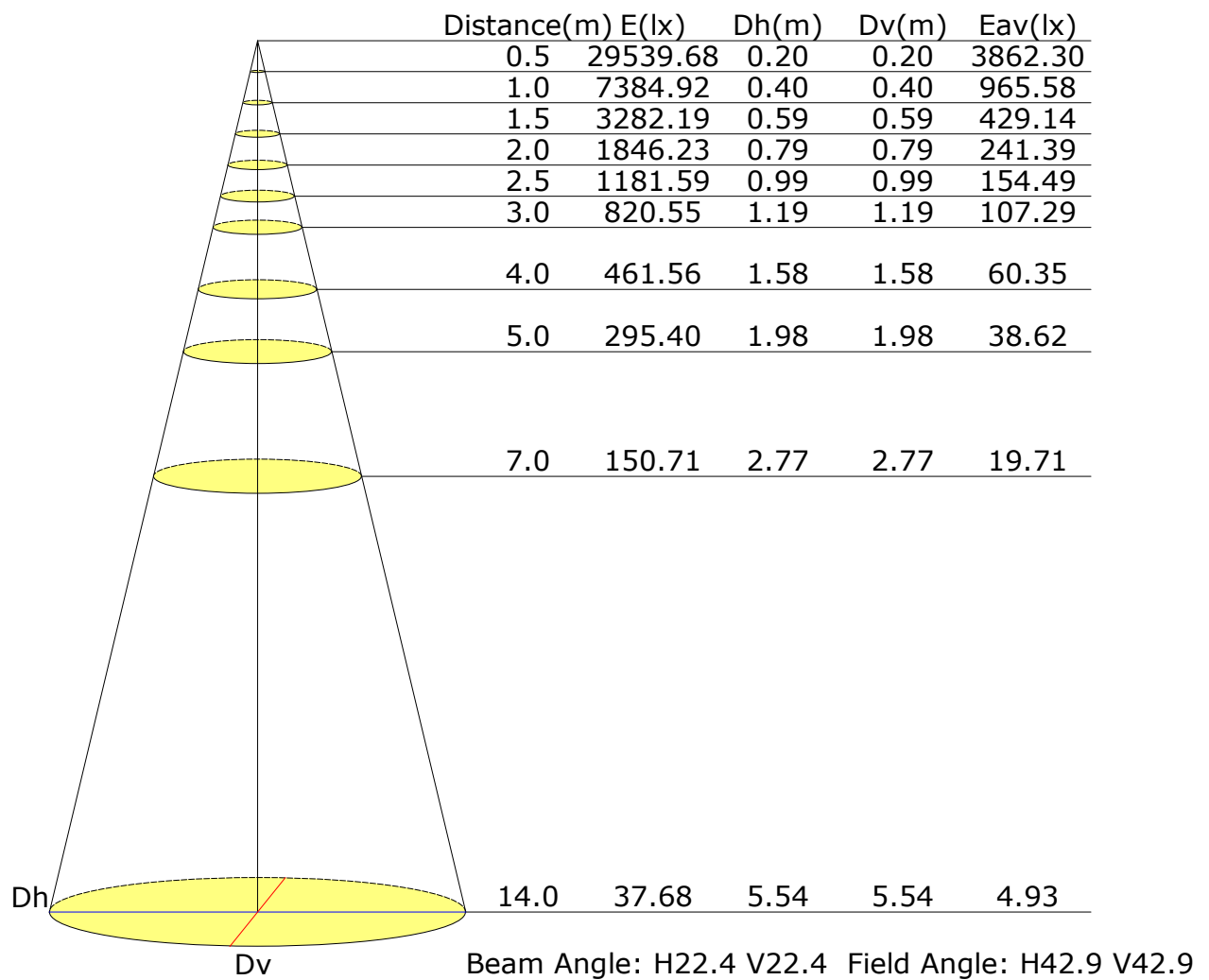


Mounting Height: 10m		Max Lux(100%): 74 lx	
(1%):	1 lx	(2%):	1 lx
(5%):	4 lx	(10%):	7 lx
(20%):	15 lx	(50%):	37 lx
(100%):	74 lx		

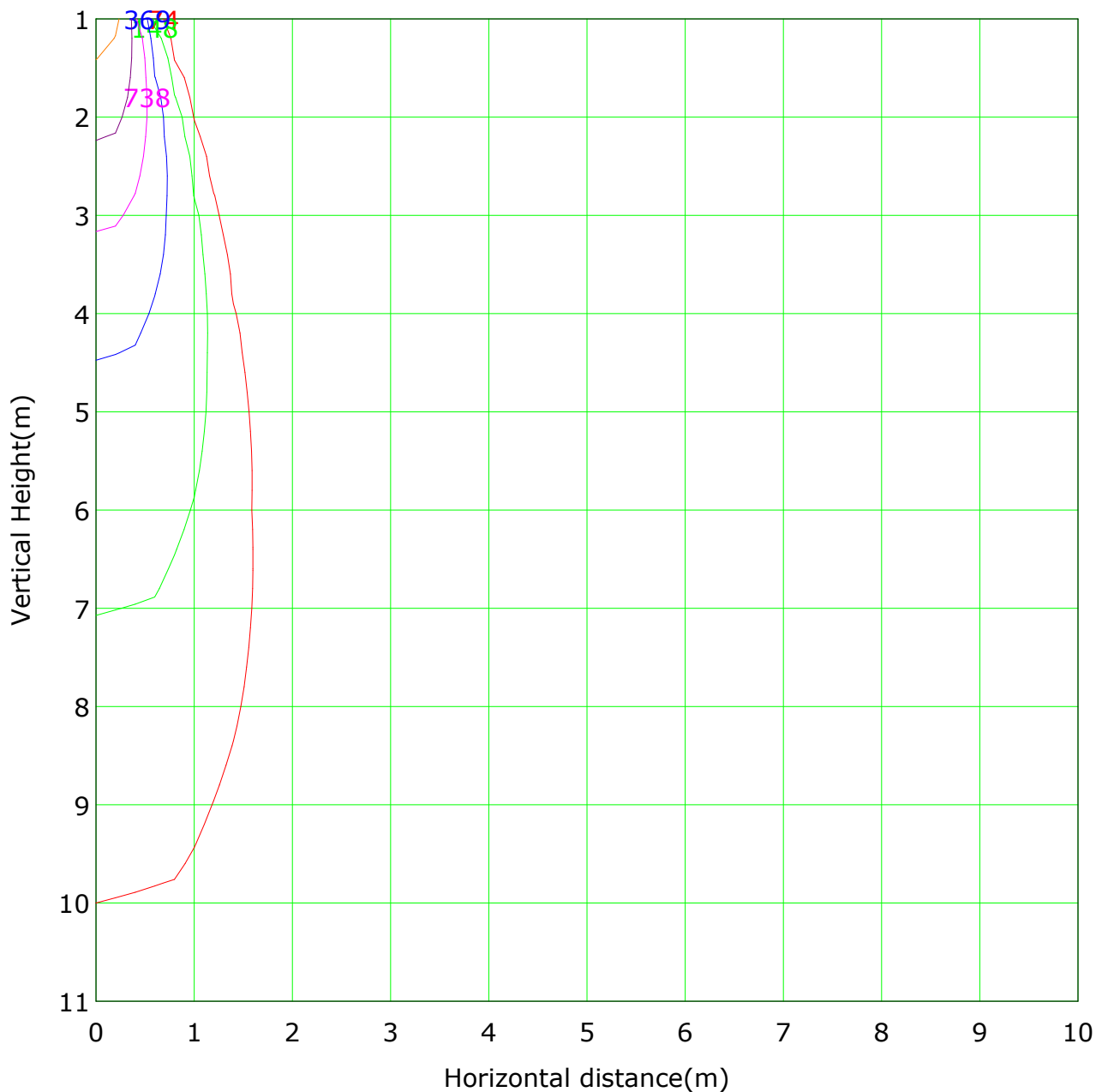
C Plane (°):0.0-180.0: 180.0
Test Lab:
Test Type: TYPE C
Temperature:
Operator:

Gamma Plane (°):0.0-90.0:5.0
Test Device: CHL-6E
Distance: 3.000 m
Humidity:
Inspector:

Illuminance at a Distance



Vertical IsoLux Plot



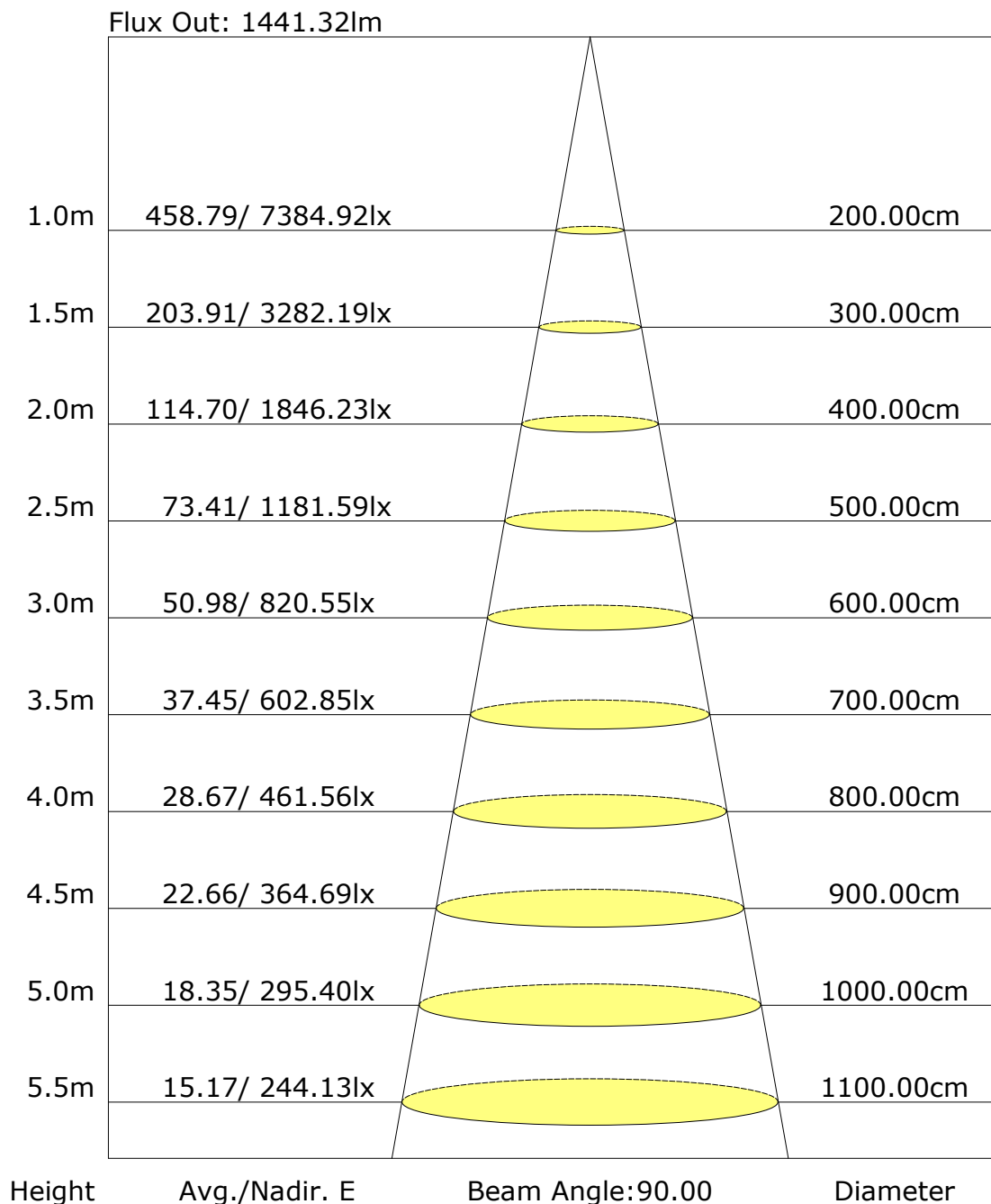
Lowest(m): 1m Highest(m): 11 Max Lux: 7385

(1%): 74 lx	(2%): 148 lx
(5%): 369 lx	(10%): 738 lx
(20%): 1477 lx	(50%): 3692 lx
(100%): 7385 lx	

C Plane (°):0.0-180.0: 180.0
Test Lab:
Test Type: TYPE C
Temperature:
Operator:

Gamma Plane (°):0.0-90.0:5.0
Test Device: CHL-6E
Distance: 3.000 m
Humidity:
Inspector:

The average illuminance effective figure



C Plane (°): 0.0-180.0: 180.0
Test Lab:
Test Type: TYPE C
Temperature:
Operator:

Gamma Plane (°): 0.0-90.0: 5.0
Test Device: CHL-6E
Distance: 3.000 m
Humidity:
Inspector:

Gamma Plane (°):0.0-90.0:5.0
Test Device: CHL-6E
Distance: 3.000 m
Humidity:
Inspector:

Unit: cd

Gamma Plane (°):0.0-90.0:5.0
Test Device: CHL-6E
Distance: 3.000 m
Humidity:
Inspector: